

Insert Arrangements

EV Series • MIL-DTL-83723 Series III Type Connectors

Selecting Your Insert Arrangement

Below is a chart that represents every available shell and insert arrangement within the series. To choose the proper insert arrangement, you must first distinguish your application requirements for contact size and amount.

Each insert arrangement has a unique number to identify its size and contact arrangement. The first number is the shell size. The second number is the contact arrangement. It does not, however, always equal the total number of contacts. ■

Insert Arrangement Selection

Insert Arrangement	Total Contacts	Contact Size			Service Rating
		#20	#16	#12	
08-03	3	3			I
08-98	3	3			I
10-02	2	2			I
10-05	5	5			I
10-06	6	6			I
10-20	2		2		I
12-03	3		3		I
12-12	12	12			I
14-04	4			4	I
14-07	7		7		I
14-12	12	9	3		I
14-15	15	15			I
16-10	10		10		I
16-24	24	24			I
18-08	8			8	I
18-14	14		14		I
18-31	31	31			I
20-16	16		16		I
20-25	25	19		6	I
20-28	28	24		4	I
20-39	39	37	2		I
20-41	41	41			I
22-12	12			12	I
22-19	19		19		I
22-32	32	26		6	I
22-55	55	55			I
24-43	43	23	20		I
24-57	57	55		2	I
24-61	61	61			I

Rev. 1427

Insert Arrangement Drawings

EV Series • MIL-DTL-83723 Series III Type Connectors

Arrangement
Service Rating
Number of Contacts



8-03

|

3 x #20



8-98

|

3 x #20



10-02

|

2 x #20



10-05

|

5 x #20



10-06

|

6 x #20



10-20

|

2 x #16



12-03

|

3 x #16

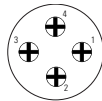
Arrangement
Service Rating
Number of Contacts



12-12

|

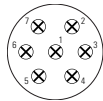
12 x #20



14-04

|

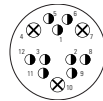
4 x #12



14-07

|

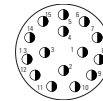
7 x #16



14-12

|

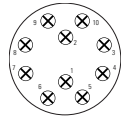
9 x #20
3 x #16



14-15

|

15 x #20

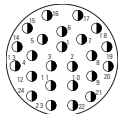


16-10

|

10 x #16

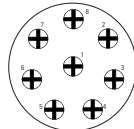
Arrangement
Service Rating
Number of Contacts



16-24

|

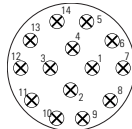
24 x #20



18-08

|

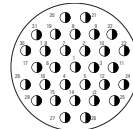
8 x #12



18-14

|

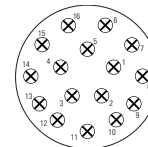
14 x #16



18-31

|

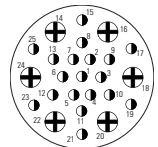
31 x #20



20-16

|

16 x #16

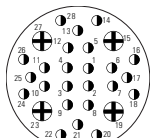


20-25

|

19 x #20
6 x #12

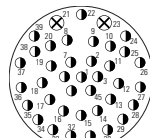
Arrangement
Service Rating
Number of Contacts



20-28

|

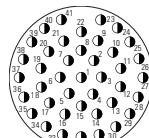
24 x #20
4 x #12



20-39

|

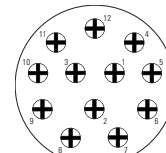
37 x #20
2 x #16



20-41

|

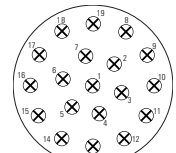
41 x #20



22-12

|

12 x #12

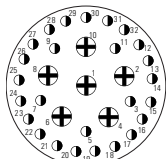


22-19

|

19 x #16

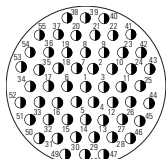
Arrangement
Service Rating
Number of Contacts



22-32

|

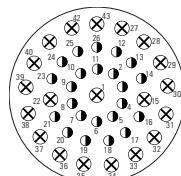
26 x #20
6 x #12



22-55

|

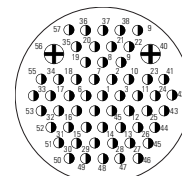
55 x #20



24-43

|

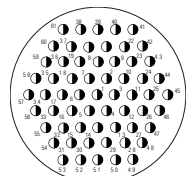
23 x #20
20 x #16



24-57

|

55 x #20
2 x #12



24-61

|

61 x #20

Contact Legend #12 ⊕ #16 ⊗ #20 ○

Rev. 1427