

Solder Mount Receptacle (Hermetic)

HM Series • MIL-DTL-26482 Series 1 Type Connectors

HM19 H 14-19 P N - 02

- 1
- 2
- 3
- 4
- 5
- 6

- 1 **BASIC PART NUMBER**
HM19 Hermetic solder mount receptacle
 Helium leakage 1.0×10^{-6} cc³/sec at 15 psi
 (1.1 kg/cm²) Insert rated to 75 psi (5.3 kg/cm²)
- 2 **MATERIAL & FINISH**
H Carbon steel, tin plating over nickel
- 3 **SHELL SIZE & INSERT ARRANGEMENT**
 See Insert Arrangement Selection table, p. H-9
- 4 **CONTACT STYLE**
P Pin, tin plated
G* Pin, gold plated
S* Socket, tin plated
H* Socket, gold plated
- 5 **INSERT ROTATION**
N Normal or W, X, Y, Z, see p. H-9 for availability
- 6 **OPTIONAL ACCESSORY KIT (OMIT FOR NONE)**
02 Protective cover

* Please consult an authorized distributor for lead time and minimum quantity requirements.

Note: See part builder (p. H-8) for additional kit options.



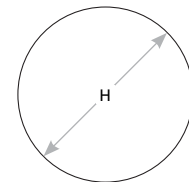
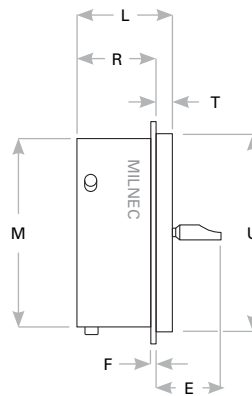
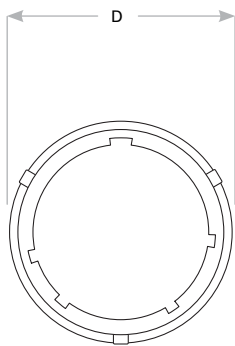
HM19 Compatibility

Compatible Brands	Mates
MIL-DTL-26482 Series 1	MS3116
Amphenol	PT06, PT08
Array	PW06, PW08
ITT Cannon	KPT06, KPT08
Souriau	85106, 85108

Receptacle Dimensions

Shell Size	D	L	R	M	F	T	E	U	H Front Mount
8	.636 (16.2)	.541 (13.8)	.447 (11.4)	.473 (12.0)	.031 (0.8)	.094 (2.4)	.386 (9.8)	.562 (14.3)	.582 (14.8)
10	.761 (19.3)	.541 (13.8)	.447 (11.4)	.590 (15.0)	.031 (0.8)	.094 (2.4)	.386 (9.8)	.672 (17.1)	.692 (17.6)
12	.855 (21.7)	.541 (13.8)	.447 (11.4)	.750 (19.1)	.031 (0.8)	.094 (2.4)	.386 (9.8)	.781 (19.8)	.801 (20.4)
14	.980 (24.9)	.541 (13.8)	.447 (11.4)	.875 (22.2)	.031 (0.8)	.094 (2.4)	.386 (9.8)	.906 (23.0)	.926 (23.5)
16	1.105 (28.1)	.541 (13.8)	.447 (11.4)	1.000 (25.4)	.031 (0.8)	.094 (2.4)	.386 (9.8)	1.031 (26.2)	1.051 (26.7)
18	1.229 (31.2)	.541 (13.8)	.447 (11.4)	1.125 (28.6)	.031 (0.8)	.094 (2.4)	.386 (9.8)	1.156 (29.4)	1.176 (29.9)
20	1.323 (33.6)	.603 (15.3)	.509 (12.9)	1.250 (31.8)	.031 (0.8)	.094 (2.4)	.386 (9.8)	1.250 (31.8)	1.395 (35.4)
22	1.449 (36.8)	.634 (16.1)	.509 (12.9)	1.375 (34.9)	.031 (0.8)	.125 (3.2)	.418 (10.6)	1.375 (34.9)	1.375 (34.9)
24	1.574 (40.0)	.667 (17.0)	.542 (13.8)	1.500 (38.1)	.031 (0.8)	.125 (3.2)	.418 (10.6)	1.500 (38.1)	1.520 (38.6)

Dimensions are in inches (mm).



Panel Cutout

Rev. 1301.1