


#20 PC Tail Pin Contact

BM Series • MIL-DTL-26482 Series 2 Style Connectors



BMPT20 - 105

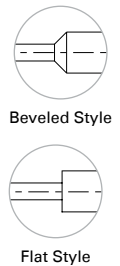
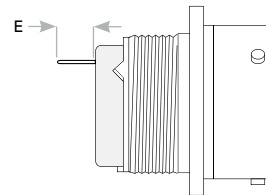
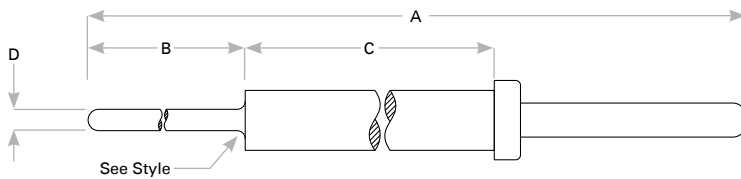
- 1 **BASIC PART NUMBER**
BMPT20 BM Series #20 PCB pin contact
 (MIL-DTL-26482 Series 2 compatible)
- 2 **DASH NUMBER**
105 Dash number determines contact dimensions

BMPT20 Compatibility

Compatible Brands	Receptacles
MIL-DTL-26482 Series 2	MS3470, MS3471, MS3472, MS3474
Aero / Conesys	AE770, AE771, AE772, AE774
Amphenol / Matrix	MB10, MB11, MB13, MB14
Deutsch	AFD50, AFD51, AFD54, AFD58
Souriau	8526-0, 8526-7

Specifications

SAE-AS39029 Compliant: Mating interface meets or exceeds the requirements and specifications of M39029/4-110, except as indicated.
Contact Material: Beryllium copper alloy body
Material Interface Finish: Gold plate per MIL-G-45204, Type II, Grade C, Class 1 (0.000050 Min) over nickel underplate per QQ-N-290, 0.000050 - 0.000090 thick.



Size #20 PC Tail Pin Contact Dimensions

Part Number	Popular	A	B	C	D	Shoulder Style	Shoulder Extension	E (Tail Stickout) [‡]
BMPT20-105	★	1.500 (38.10)	.284 (7.21)	.678 (17.22)	.031 (.79)	Beveled	—	.236 (5.99)
BMPT20-106		1.744 (44.30)	.450 (11.43)	.748 (19.00)	.040 (1.02)	Beveled	.032 (0.81)	.490 (12.45)

Dimensions are in inches (mm). [‡]Stickout tolerance ± 0.02 (0.5mm). Stickout length dependent upon shell style. ★ Most popular call-outs, best in-stock solutions. Tail stickout dimensions are for Milnec connectors. When used in compatible connectors from other brands, dimensions can vary as much as ± 0.10 inches due to manufacturing differences.

Rev. 2230