

#20 PC Tail Socket Contact

BM Series • MIL-DTL-26482 Series 2 Style Connectors

BMST20 - 045

- 1 **BASIC PART NUMBER**
BMST20 BM Series #20 PCB socket contact
 (MIL-DTL-26482 Series 2 compatible)
- 2 **DASH NUMBER**
045 Dash number determines contact dimensions




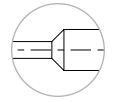
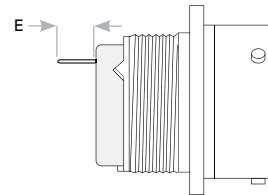
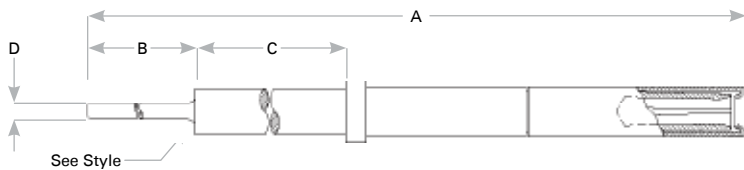
Photo for illustrative purposes only

Specifications

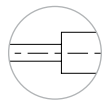
SAE-AS39029 Compliant: Mating interface meets or exceeds the requirements and specifications of M39029/5-115, except as indicated.
Contact Material: Beryllium copper alloy from 100S-2002-115
Mating Interface Finish: Gold plate per MIL-G-45204, Type II, Grade C, Class 1 (0.000050 Min) over nickel underplate per QQ-N-290, 0.000050 - 0.000100 thick.

BMST20 Compatibility

Compatible Brands	Receptacles
MIL-DTL-26482 Series 2	MS3470, MS3471, MS3472, MS3474
Aero / Conesys	AE770, AE771, AE772, AE774
Amphenol / Matrix	MB10, MB11, MB13, MB14
Deutsch	AFD50, AFD51, AFD54, AFD58
Souriau	8526-0, 8526-7



Beveled Style



Flat Style

Size #20 PC Tail Socket Contact Dimensions

Part Number	Popular	A	B	C	D	Shoulder Style	Shoulder Extension	E (Tail Stickout) [‡]
BMST20-045	★	1.837 (46.66)	.535 (13.59)	.830 (21.08)	.032 (.81)	Beveled	.067 (1.70)	.610 (15.49)

Dimensions are in inches (mm). [‡]Stickout tolerance ± 0.02 (0.5mm). Stickout length dependent upon shell style. ★ Most popular call-outs, best in-stock solutions.

Tail stickout dimensions are for Milnec connectors. When used in compatible connectors from other brands, dimensions can vary as much as ± 0.10 inches due to manufacturing differences.