

# Solder Mount Recept. (Hermetic)

DL Series • MIL-DTL-38999 Series I Style Connectors

## DL19 HA 13-98 P N - 02

- 1 **BASIC PART NUMBER**  
**DL19** Hermetic solder mount receptacle  
 Helium leakage <math>1.0 \times 10^{-6}</math> cc<sup>3</sup>/sec at  
 15 psi (1.1 kg/cm<sup>2</sup>). Insert rated to 14,000 psi  
 (984 kg/cm<sup>2</sup>) when precision welded or soldered.
- 2 **MATERIAL & FINISH**  
**HA** Stainless steel, passivated  
**HB** Stainless steel, electrodeposited nickel
- 3 **SHELL SIZE & INSERT ARRANGEMENT**  
 See Insert Arrangement Selection table, p. N-16  
 (Verify hermetic availability on table)
- 4 **CONTACT STYLE**  
**P** Pin, gold plated  
**H\*** Socket, gold plated
- 5 **ALTERNATE KEYING**  
**N** NORMAL or A, B, C, D
- 6 **OPTIONAL ACCESSORY KIT (OMIT FOR NONE)**  
**02** Protective cover

\* Please consult an authorized distributor for lead time and minimum quantity requirements.



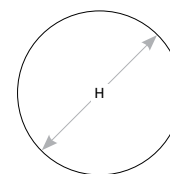
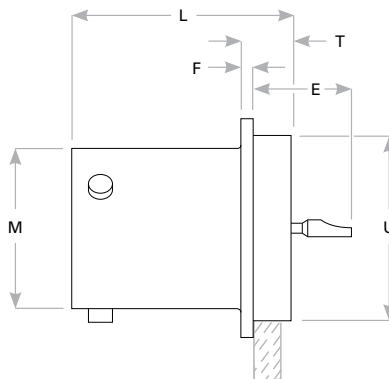
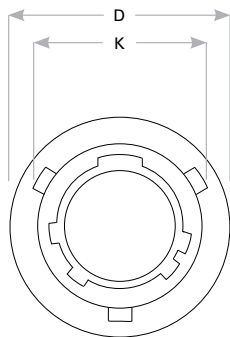
### DL19 Compatibility

Compatible Brands	Mates
<b>MIL-DTL-38999 Series I</b>	MS27467
<b>Aero / Conesys</b>	AE167
<b>Amphenol</b>	LJT06, LJTS06
<b>Deutsch</b>	DJT6
<b>ITT Cannon</b>	KJL6
<b>Souriau</b>	8LT5

### Receptacle Dimensions

Shell Size	K	D	L	F	T	E	M	U	H Front Mount
9	.662 (16.8)	.750 (19.1)	.789 (20.0)	.031 (.8)	.125 (3.2)	.304 (7.7)	.572 (14.5)	.672 (17.1)	.702 (17.8)
11	.810 (20.6)	.844 (21.4)	.789 (20.0)	.031 (.8)	.125 (3.2)	.304 (7.7)	.700 (17.8)	.781 (19.8)	.811 (20.6)
13	.960 (24.4)	.969 (24.6)	.789 (20.0)	.031 (.8)	.125 (3.2)	.304 (7.7)	.850 (21.6)	.906 (23.0)	.936 (23.8)
15	1.085 (27.6)	1.094 (27.8)	.789 (20.0)	.031 (.8)	.125 (3.2)	.304 (7.7)	.975 (24.8)	1.031 (26.2)	1.061 (27.0)
17	1.210 (30.7)	1.218 (30.9)	.789 (20.0)	.031 (.8)	.125 (3.2)	.304 (7.7)	1.100 (27.9)	1.156 (29.4)	1.186 (30.1)
19	1.317 (33.5)	1.312 (33.3)	.789 (20.0)	.031 (.8)	.125 (3.2)	.304 (7.7)	1.207 (30.7)	1.250 (31.8)	1.280 (32.5)
21	1.442 (36.6)	1.438 (36.5)	.789 (20.0)	.031 (.8)	.125 (3.2)	.304 (7.7)	1.332 (33.8)	1.375 (34.9)	1.405 (35.7)
23	1.567 (39.8)	1.563 (39.7)	.821 (20.9)	.031 (.8)	.156 (4.0)	.304 (7.7)	1.457 (37.0)	1.500 (38.1)	1.530 (38.9)
25	1.692 (43.0)	1.688 (42.9)	.821 (20.9)	.031 (.8)	.156 (4.0)	.304 (7.7)	1.582 (40.2)	1.625 (41.3)	1.655 (42.0)

Dimensions are in inches (mm).



Panel Cutout

Rev. 1930