
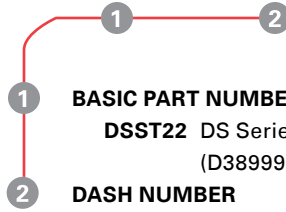


# #22D PC Tail Socket Contact

DS Series • MIL-DTL-38999 Series II Style Connectors



## DSST22 - 110



### 1 BASIC PART NUMBER

**DSST22** DS Series #22D PC tail socket contact (D38999 Series II compatible)

### 2 DASH NUMBER

**110** Dash number determines contact length  
See table below for dash number selection

## DSST22 Compatibility

Compatible Brands	Receptacles
<b>MIL-DTL-38999 Series II</b>	MS27472, MS27474, MS27497, MS27499, MS27508, MS27513
<b>Aero / Conesys</b>	AE272, AE274, AE297, AE299, AE208, AE213
<b>Amphenol</b>	JT00, JTPQ00, JT01, JT02, JTP02, JT07
<b>ITT Cannon</b>	KJ0, KJ2, KJ3, KJ5, KJ7
<b>Souriau</b>	8T1, 8T2, 8T3, 8T7

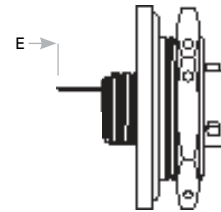
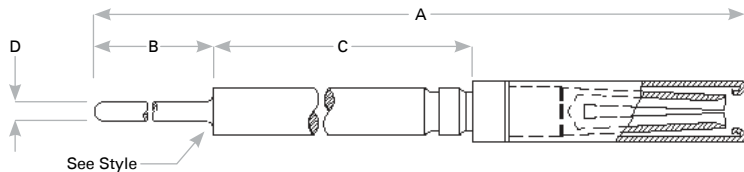
## Specifications

**SAE-AS39029 Compliant:** Mating interface meets or exceeds the requirements and specifications of M39029/57-354, except as indicated.

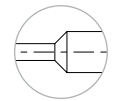
**Contact Material:** Beryllium copper alloy.

**Mating Interface Finish:** Gold plate per IAW ASTM B488-01, Type II, Code C, Class 1.25 (.000050 Min) over nickel IAW AMS QQ-N-290, Class 1, 0.000050 - 0.000100 thick.

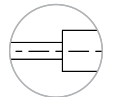
**Compatibility:** Contacts may be used in #22M or #22D inserts.



Estimated tail stickout on DS07 (MS27474)



Beveled Style



Flat Style

## Size #22D PC Tail Socket Contact Dimensions

Part Number	Popular	A	B	C	D	Shoulder Style	E Min - Max Tail Stickout* DS00 (MS27472) DS02 (MS27513) DS04 (MS27497) DS07 (MS27474)	E Min - Max Tail Stickout* DS03 (MS27508)
DSST22-102		.786 (19.96)	.145 (3.68)	.355 (9.01)	.019 (.48)	Beveled	—	.055 (1.40) - .085 (2.16)
DSST22-103		.799 (20.30)	.233 (5.92)	.280 (7.11)	.019 (.48)	Beveled	—	.068 (1.73) - .098 (2.49)
DSST22-104		.809 (20.55)	.243 (6.17)	.280 (7.11)	.019 (.48)	Beveled	-.006 (.15)	.078 (1.98) - .108 (2.74)
DSST22-105		.833 (21.16)	.172 (4.37)	.375 (9.53)	.019 (.48)	Beveled	-.027 (.69)	.102 (2.59) - .132 (3.35)
DSST22-106	★	.871 (22.12)	.305 (7.75)	.280 (7.11)	.019 (.48)	Beveled	.035 (.89) - .065 (1.65)	.140 (3.56) - .170 (4.32)
DSST22-107		.915 (23.24)	.349 (8.87)	.280 (7.11)	.019 (.48)	Beveled	.079 (2.01) - .109 (2.77)	.184 (4.67) - .214 (5.44)
DSST22-108		.928 (23.57)	.266 (6.76)	.376 (9.55)	.019 (.48)	Beveled	.092 (2.34) - .122 (3.10)	.197 (5.00) - .227 (5.77)
DSST22-109		.962 (24.44)	.216 (5.49)	.460 (11.68)	.019 (.48)	Beveled	.126 (3.20) - .156 (3.96)	.231 (5.87) - .261 (6.63)
DSST22-110		1.001 (25.43)	.435 (11.05)	.280 (7.11)	.019 (.48)	Beveled	.165 (4.19) - .195 (4.95)	.270 (6.86) - .300 (7.62)
DSST22-111		1.022 (25.96)	.360 (9.14)	.376 (9.55)	.019 (.48)	Beveled	.186 (4.72) - .216 (5.49)	.291 (7.39) - .321 (8.15)
DSST22-112		1.033 (26.24)	.371 (9.42)	.376 (9.55)	.019 (.48)	Beveled	.197 (5.00) - .227 (5.77)	.302 (7.67) - .332 (8.43)
DSST22-113	★	1.040 (26.42)	.378 (9.60)	.376 (9.55)	.019 (.48)	Beveled	.204 (5.18) - .234 (5.94)	.309 (7.85) - .339 (8.61)

Dimensions are in inches (mm). \*Stickout tolerance  $\pm 0.02$  (0.5mm). Stickout length dependent upon shell style. ★ Most popular call-outs, best in-stock solutions.

Tail stickout dimensions are for Milnec connectors. When used in compatible connectors from other brands, dimensions can vary as much as  $\pm 0.10$  inches due to manufacturing differences.

(Continued on next page)

Rev. 1744

# #22D PC Tail Socket Contact

DS Series • MIL-DTL-38999 Series II Style Connectors

## Size #22D PC Tail Socket Contact Dimensions (continued)

Part Number	Popular	A	B	C	D	Shoulder Style	E Min - Max Tail Stickout <sup>†</sup>	
							DS00 (MS27472) DS04 (MS274797) DS07 (MS27474)	DS02 (MS27499) DS03 (MS27508)
DSST22-114		1.068 (27.13)	.502 (12.75)	.280 (7.11)	.019 (.48)	Beveled	.232 (5.89) - .262 (6.66)	.337 (8.56) - .367 (9.32)
DSST22-115		1.105 (28.10)	.539 (13.69)	.280 (7.11)	.019 (.48)	Beveled	.269 (6.83) - .299 (7.60)	.374 (9.50) - .404 (10.26)
DSST22-116	★	1.151 (29.24)	.489 (12.42)	.376 (9.55)	.019 (.48)	Beveled	.315 (8.00) - .345 (8.76)	.420 (10.67) - .450 (11.43)
DSST22-117		1.250 (31.75)	.588 (14.94)	.376 (9.55)	.019 (.48)	Beveled	.414 (10.52) - .444 (11.28)	.519 (13.18) - .549 (13.95)
DSST22-118		1.286 (32.66)	.624 (15.85)	.376 (9.55)	.019 (.48)	Beveled	.450 (11.43) - .480 (12.19)	.555 (14.10) - .585 (14.86)
DSST22-119		1.334 (33.88)	.562 (14.28)	.486 (12.34)	.019 (.48)	Beveled	.498 (12.65) - .528 (13.41)	.603 (15.32) - .633 (16.08)
DSST22-120		1.424 (36.17)	.762 (19.36)	.376 (9.55)	.019 (.48)	Beveled	.588 (14.94) - .618 (15.70)	.693 (17.60) - .723 (18.36)
DSST22-121		1.698 (43.13)	.205 (5.21)	1.207 (30.66)	.019 (.48)	Beveled	.862 (21.90) - .892 (22.66)	.967 (24.56) - .997 (25.32)

Dimensions are in inches (mm). <sup>†</sup>Stickout tolerance  $\pm 0.02$  (0.5mm). Stickout length dependent upon shell style. <sup>\*</sup>Most popular call-outs, best in-stock solutions. Tail stickout dimensions are for Milnec connectors. When used in compatible connectors from other brands, dimensions can vary as much as  $\pm 0.10$  inches due to manufacturing differences.

