

# Box Mount Receptacle (Hermetic)

DS Series • MIL-DTL-38999 Series II Style Connectors

## DS12 HA 10-35 P N - 02

- 1 **BASIC PART NUMBER**  
**DS12** Hermetic box mount receptacle  
 Helium leakage <math>1.0 \times 10^{-6}</math> cc<sup>3</sup>/sec at  
 15 psi (1.1 kg/cm<sup>2</sup>). Insert rated to 14,000 psi  
 (984 kg/cm<sup>2</sup>) when precision welded or soldered.
- 2 **MATERIAL & FINISH**  
**HA** Stainless steel, passivated  
**HB** Stainless steel, electrodeposited nickel
- 3 **SHELL SIZE & INSERT ARRANGEMENT**  
 See Insert Arrangement Selection table, p. R-16  
 (Verify hermetic availability on table)
- 4 **CONTACT STYLE**  
**P** Pin, gold plated  
**H\*** Socket, gold plated
- 5 **ALTERNATE KEYING**  
**N** NORMAL or A, B, C, D
- 6 **OPTIONAL ACCESSORY KIT (OMIT FOR NONE)**  
**02** Protective cover + mounting gasket  
**03** 02 kit + mounting bracket + sealing screws

\* Please consult an authorized distributor for lead time and minimum quantity requirements.



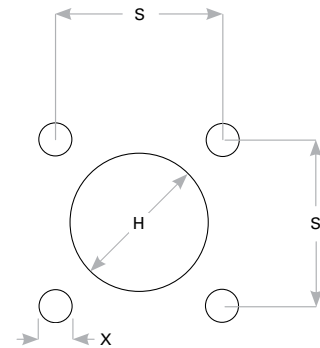
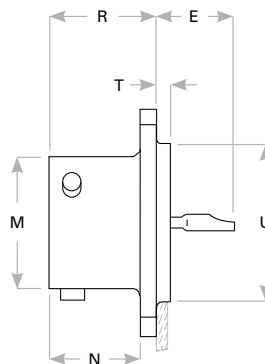
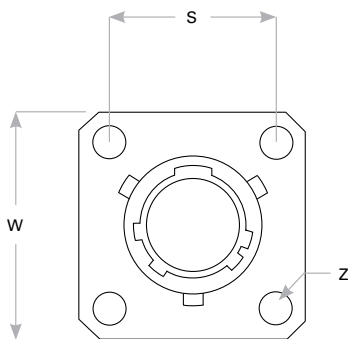
### DS12 Compatibility

Compatible Brands	Mates
<b>MIL-DTL-38999 Series II</b>	MS27473, MS27484
<b>Aero / Conesys</b>	AE273, AE284
<b>Amphenol</b>	JT06, JTG06
<b>ITT Cannon</b>	KJ6, KJG6
<b>Souriau</b>	8T6

### Receptacle Dimensions

Shell Size	W	Z	R	N	T	E	M	U	S	X	H Front Mount
8	.812 (20.6)	.120 (3.1)	.375 (9.5)	.317 (8.1)	.051 (1.3)	.308 (7.8)	.473 (12.0)	.562 (14.3)	.594 (15.1)	.130 (3.3)	.570 (14.5)
10	.938 (23.8)	.120 (3.1)	.375 (9.5)	.317 (8.1)	.051 (1.3)	.308 (7.8)	.590 (15.0)	.672 (17.1)	.719 (18.3)	.130 (3.3)	.690 (17.5)
12	1.031 (26.2)	.120 (3.1)	.375 (9.5)	.317 (8.1)	.051 (1.3)	.308 (7.8)	.750 (19.1)	.781 (19.8)	.812 (20.6)	.130 (3.3)	.820 (20.8)
14	1.125 (28.6)	.120 (3.1)	.375 (9.5)	.317 (8.1)	.051 (1.3)	.308 (7.8)	.875 (22.2)	.906 (23.0)	.906 (23.0)	.130 (3.3)	.940 (23.9)
16	1.219 (31.0)	.120 (3.1)	.375 (9.5)	.317 (8.1)	.051 (1.3)	.308 (7.8)	1.000 (25.4)	1.031 (26.2)	.969 (24.6)	.130 (3.3)	1.070 (27.2)
18	1.312 (33.3)	.120 (3.1)	.375 (9.5)	.317 (8.1)	.051 (1.3)	.308 (7.8)	1.125 (28.6)	1.156 (29.4)	1.062 (27.0)	.130 (3.3)	1.190 (30.2)
20	1.438 (36.5)	.120 (3.1)	.375 (9.5)	.317 (8.1)	.051 (1.3)	.308 (7.8)	1.250 (31.8)	1.250 (31.8)	1.156 (29.4)	.130 (3.3)	1.320 (33.5)
22	1.562 (39.7)	.120 (3.1)	.375 (9.5)	.317 (8.1)	.080 (2.0)	.308 (7.8)	1.375 (34.9)	1.375 (34.9)	1.250 (31.8)	.130 (3.3)	1.440 (36.6)
24	1.688 (42.9)	.147 (3.7)	.375 (9.5)	.317 (8.1)	.080 (2.0)	.308 (7.8)	1.500 (38.1)	1.500 (38.1)	1.375 (34.9)	.154 (3.9)	1.570 (39.9)

Dimensions are in inches (mm).



Panel Cutout

Rev. 1604.1