

Wall Mount Receptacle (Hermetic)

DS Series • MIL-DTL-38999 Series II Style Connectors



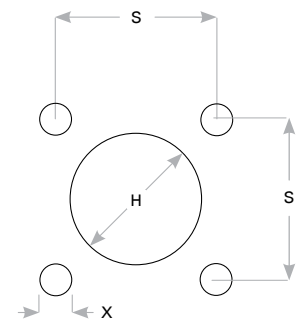
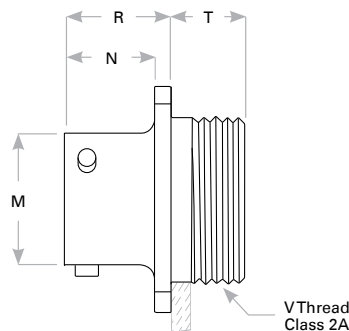
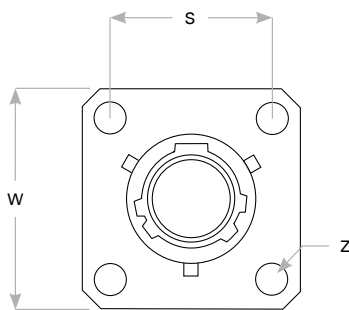
DS10 Compatibility

Compatible Brands	Mates
MIL-DTL-38999 Series II	MS27473, MS27484
Aero / Conesys	AE273, AE284
Amphenol	JT06, JTG06
ITT Cannon	KJ6, KJG6
Souriau	8T6

Receptacle Dimensions

Shell Size	W	Z	R	N	T	M	V Thread Class 2A	S	X	H Front Mount
8	.812 (20.6)	.120 (3.1)	.375 (9.5)	.317 (8.1)	.234 (5.9)	.473 (12.0)	.5625-24 UNEF	.594 (15.1)	.130 (3.3)	.625 (15.9)
10	.938 (23.8)	.120 (3.1)	.375 (9.5)	.317 (8.1)	.234 (5.9)	.590 (15.0)	.6875-24 UNEF	.719 (18.3)	.130 (3.3)	.906 (23.0)
12	1.031 (26.2)	.120 (3.1)	.375 (9.5)	.317 (8.1)	.234 (5.9)	.750 (19.1)	.8125-20 UNEF	.812 (20.6)	.130 (3.3)	1.016 (25.8)
14	1.125 (28.6)	.120 (3.1)	.375 (9.5)	.317 (8.1)	.234 (5.9)	.875 (22.2)	.9375-20 UNEF	.906 (23.0)	.130 (3.3)	1.141 (29.0)
16	1.219 (31.0)	.120 (3.1)	.375 (9.5)	.317 (8.1)	.234 (5.9)	1.000 (25.4)	1.0625-18 UNEF	.969 (24.6)	.130 (3.3)	1.266 (32.2)
18	1.312 (33.3)	.120 (3.1)	.375 (9.5)	.317 (8.1)	.234 (5.9)	1.125 (28.6)	1.1875-18 UNEF	1.062 (27.0)	.130 (3.3)	1.375 (34.9)
20	1.438 (36.5)	.120 (3.1)	.375 (9.5)	.317 (8.1)	.234 (5.9)	1.250 (31.8)	1.3125-18 UNEF	1.156 (29.4)	.130 (3.3)	1.484 (37.7)
22	1.562 (39.7)	.120 (3.1)	.375 (9.5)	.317 (8.1)	.234 (5.9)	1.375 (34.9)	1.4375-18 UNEF	1.250 (31.8)	.130 (3.3)	1.610 (40.9)
24	1.688 (42.9)	.147 (3.7)	.375 (9.5)	.317 (8.1)	.313 (8.0)	1.500 (38.1)	1.5625-18 UNEF	1.375 (34.9)	.154 (3.9)	1.719 (43.7)

Dimensions are in inches (mm).



Panel Cutout

DS10 HA 10-35 P N - R2(010) -03

- 1 **BASIC PART NUMBER**
DS10 Hermetic wall mount receptacle
 Helium leakage <math> < 1.0 \times 10^{-7}</math> cc³/sec at 15 psi (1.1 kg/cm²). Insert rated to 14,000 psi (984 kg/cm²) when precision welded or soldered.
- 2 **MATERIAL & FINISH**
HA Stainless steel, passivated
HB Stainless steel, electrodeposited nickel
- 3 **SHELL SIZE & INSERT ARRANGEMENT**
 See Insert Arrangement Selection table, p. R-16
- 4 **CONTACT STYLE**
P Pin, gold plated, solder cup termination
H* Socket, gold plated, solder cup termination
- 5 **ALTERNATE KEYING**
N NORMAL or A, B, C, D
- 6 **OPTIONAL BACKSHELL KIT (OMIT FOR NONE)**
B2 Straight strain relief (self-locking), p. R-36
R2() Straight EMI/RFI environmental, p. R-38
 (Add dash number for appropriate shell size, see p. R-38)
- 7 **OPTIONAL ACCESSORY KIT (OMIT FOR NONE)**
02 Protective cover + mounting gasket
03 02 kit + mounting bracket + sealing screws

* Please consult an authorized distributor for lead time and minimum quantity requirements.

DS