
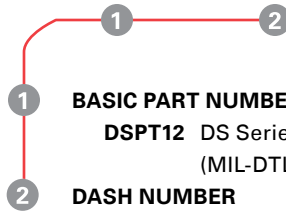


# #12 PC Tail Pin Contact

DS Series • MIL-DTL-38999 Series II Style Connectors



## DSPT12 - 101



### 1 BASIC PART NUMBER

**DSPT12** DS Series #12 PC tail pin contact  
(MIL-DTL-38999 Series II compatible)

### 2 DASH NUMBER

**101** Dash number determines contact length  
See table below for dash number selection

## DSPT12 Compatibility

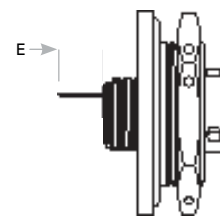
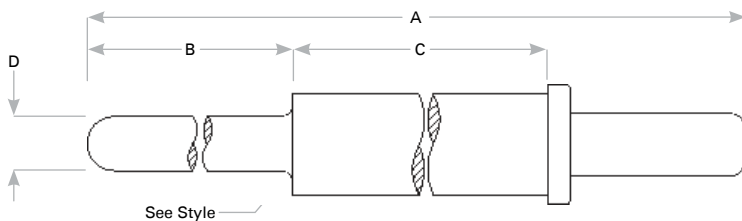
Compatible Brands	Receptacles
<b>MIL-DTL-38999 Series II</b>	MS27472, MS27474, MS27497, MS27499, MS27508, MS27513
<b>Aero / Conesys</b>	AE272, AE274, AE297, AE299, AE208, AE213
<b>Amphenol</b>	JT00, JTPQ00, JT01, JT02, JTP02, JT07
<b>ITT Cannon</b>	KJ0, KJ2, KJ3, KJ5, KJ7
<b>Souriau</b>	8T1, 8T2, 8T3, 8T7

## Specifications

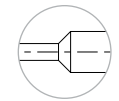
**SAE-AS39029 Compliant:** Mating interface meets or exceeds the requirements and specifications of M39029/58-365, except as indicated.

**Contact Material:** Beryllium copper alloy body

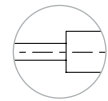
**Mating Interface Finish:** Gold plate per IAW ASTM B488-01, Type II, Code C, Class 1.25 (.000050 Min) over nickel IAW AMS QQ-N-290, Class 1, 0.000050 - 0.000100 thick.



Estimated tail stickout on DS07 (MS27474)



Beveled Style



Flat Style

## Size #12 PC Tail Pin Contact Dimensions

Part Number	Popular	A	B	C	D	Shoulder Style	E Min - Max Tail Stickout <sup>†</sup> DS00 (MS27472) DS02 (MS27513) DS04 (MS27497) DS07 (MS27474)	E Min - Max Tail Stickout <sup>†</sup> DS03 (MS27508)
DSPT12-100		1.053 (26.75)	.485 (12.32)	.230 (5.84)	.081 (2.06)	Beveled	.217 (5.51) - .247 (6.27)	.322 (8.18) - .352 (8.94)
DSPT12-101		1.096 (27.84)	.177 (4.40)	.621 (15.77)	.081 (2.06)	Flat	.260 (6.60) - .290 (7.37)	.365 (9.27) - .395 (10.03)
DSPT12-102		1.116 (28.35)	.197 (5.00)	.621 (15.77)	.081 (2.06)	Flat	.280 (7.11) - .310 (7.87)	.385 (9.78) - .415 (10.54)
DSPT12-103		1.118 (28.40)	.280 (7.11)	.541 (13.74)	.094 (2.39)	Flat	.282 (7.16) - .312 (7.93)	.387 (9.83) - .417 (10.59)
DSPT12-104		1.136 (28.85)	.217 (5.51)	.621 (15.77)	.081 (2.06)	Flat	.300 (7.62) - .330 (8.38)	.405 (10.29) - .435 (11.05)
DSPT12-105		1.155 (29.34)	.236 (5.99)	.621 (15.77)	.081 (2.06)	Flat	.319 (8.10) - .349 (8.87)	.424 (10.77) - .454 (11.53)
DSPT12-106		1.211 (30.76)	.265 (6.73)	.649 (16.49)	.081 (2.06)	Flat	.375 (9.53) - .405 (10.29)	.480 (12.19) - .510 (12.95)
DSPT12-107		1.350 (34.29)	.280 (7.11)	.773 (19.63)	.081 (2.06)	Flat	.514 (13.06) - .544 (13.82)	.619 (15.72) - .649 (16.49)

Dimensions are in inches (mm). <sup>†</sup>Stickout tolerance  $\pm 0.02$  (0.5mm). Stickout length dependent upon shell style. <sup>\*</sup>Most popular call-outs, best in-stock solutions.

Tail stickout dimensions are for Miltec connectors. When used in compatible connectors from other brands, dimensions can vary as much as  $\pm 0.10$  inches due to manufacturing differences.

Rev. 1744