
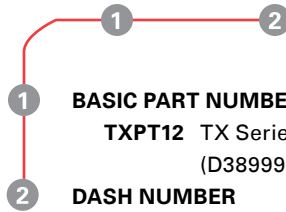


D38999 #12 PC Tail Pin Contact

TX Series • MIL-DTL-38999 Series III Style Connectors



TXPT12 - 101



1 BASIC PART NUMBER

TXPT12 TX Series #12 PC tail pin contact
(D38999 Series III compatible)

2 DASH NUMBER

101 Dash number determines contact length
See table below for dash number selection

TXPT12 Compatibility

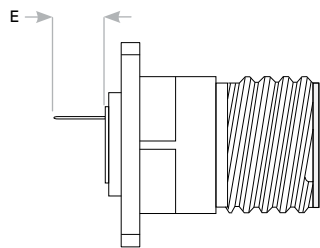
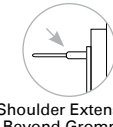
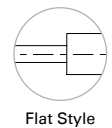
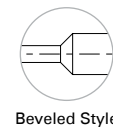
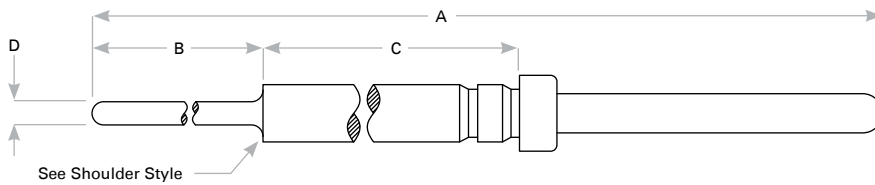
Compatible Brands	Receptacles
MIL-DTL-38999 Series III	D38999/20, D38999/24
Aero / Conesys	AE320, AE324
Amphenol	TVP00, TVPS00, TV07, TVS07
Deutsch	DTS20, DTS24
ITT Cannon	KJA0, KJA7
Souriau	8D0, 8D1, 8D7, 8DS00, 8DS07

Specifications

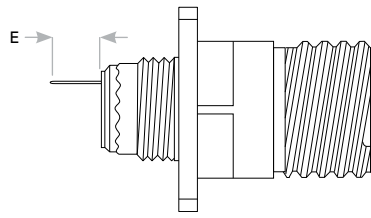
SAE-AS39029 Compliant: Mating interface meets or exceeds the requirements and specifications of M39029/58-365, except as indicated.

Contact Material: Beryllium copper alloy body

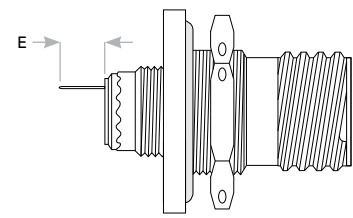
Mating Interface Finish: Gold plate per IAW ASTM B488-01, Type II, Code C, Class 1.25 (.000050 Min) over nickel IAW AMS QQ-N-290, Class 1, 0.000050 - 0.000100 thick.



Estimated tail stickout on TX02 Box Mount Receptacle



Estimated tail stickout on TX00 Wall Mount Receptacle (D38999/20)



Estimated tail stickout on TX07 Jam Nut Receptacle (D38999/24)

Size #12 PC Tail Pin Contact Dimensions

Part Number	Popular	A	B	C	D	Shoulder Style	TX02 Shoulder Extension*	TX00/TX07 Min - Max Shoulder Extension*	E TX02 Tail Stickout*	E TX00/TX07 Min - Max Tail Stickout*
TXPT12-099	★	1.037 (26.34)	.250 (6.35)	.450 (11.43)	.081 (2.06)	Beveled	.105 (2.67)	-	.413 (10.49)	.135 (3.43) - .205 (5.21)
TXPT12-100		1.053 (26.75)	.485 (12.32)	.230 (5.84)	.081 (2.06)	Beveled	-	-	.433 (11.00)	.155 (3.94) - .225 (5.72)
TXPT12-109	★	1.072 (27.23)	.516 (13.11)	.275 (6.22)	.081 (2.06)	Beveled	-	-	.459 (11.66)	.181 (4.60) - .251 (6.38)
TXPT12-101		1.096 (27.84)	.177 (4.40)	.621 (15.77)	.081 (2.06)	Flat	.276 (7.01)	.021 (0.53) - .086 (2.18)	.476 (12.09)	.198 (5.03) - .268 (6.81)
TXPT12-102		1.116 (28.35)	.197 (5.00)	.621 (15.77)	.081 (2.06)	Flat	.276 (7.01)	.021 (0.53) - .086 (2.18)	.496 (12.60)	.218 (5.54) - .288 (7.32)
TXPT12-103		1.118 (28.40)	.280 (7.11)	.541 (13.74)	.081 (2.06)	Flat	.196 (4.98)	- .006 (0.15)	.499 (12.68)	.221 (5.61) - .291 (7.39)
TXPT12-005		1.144 (29.06)	.360 (9.14)	.450 (11.43)	.081 (2.06)	Beveled	.105 (2.67)	-	.508 (12.90)	.230 (5.84) - .300 (7.62)

Dimensions are in inches (mm). *Stickout Tolerance ± 0.02 (0.51)

Rev. 1526

D38999 #12 PC Tail Socket Contact

TX Series • MIL-DTL-38999 Series III Style Connectors

Size #12 PC Tail Pin Contact Dimensions (continued)

Part Number	Popular	A	B	C	D	Shoulder Style	TX02 Shoulder Extension*	TX00/TX07 Min - Max Shoulder Extension*	E TX02 Tail Stickout*	E TX00/TX07 Min - Max Tail Stickout*
TXPT12-104		1.136 (28.85)	.217 (5.51)	.621 (15.77)	.081 (2.06)	Flat	.276 (7.01)	.021 (0.53) - .086 (2.18)	.516 (13.11)	.238 (6.05) - .308 (7.82)
TXPT12-105		1.155 (29.34)	.236 (5.99)	.621 (15.77)	.081 (2.06)	Flat	.276 (7.01)	.021 (0.53) - .086 (2.18)	.535 (13.59)	.257 (6.53) - .327 (8.31)
TXPT12-004		1.155 (29.34)	.236 (5.99)	.621 (15.77)	.081 (2.06)	Flat	.276 (7.01)	.021 (0.53) - .086 (2.18)	.535 (13.59)	.257 (6.53) - .327 (8.31)
TXPT12-106		1.211 (30.76)	.265 (6.73)	.649 (16.49)	.081 (2.06)	Flat	.304 (7.72)	.049 (1.25) - .114 (2.90)	.592 (15.04)	.314 (7.98) - .384 (9.75)
TXPT12-111		1.236 (31.39)	.417 (10.59)	.523 (13.28)	.081 (2.06)	Flat	.410 (10.41)	-	.616 (15.65)	.338 (8.59) - .408 (10.36)
TXPT12-110		1.236 (31.39)	.680 (17.27)	.273 (6.93)	.081 (2.06)	Beveled	.423 (10.74)	-	.616 (15.65)	.338 (8.59) - .408 (10.36)
TXPT12-107		1.350 (34.29)	.280 (7.11)	.773 (19.63)	.081 (2.06)	Flat	.428 (10.87)	.168 (4.27) - .238 (6.05)	.731 (18.57)	.453 (11.51) - .523 (13.28)
TXPT12-108		1.440 (36.58)	.880 (22.35)	.225 (5.72)	.081 (2.06)	Beveled	-	-	.808 (20.52)	.530 (13.46) - .600 (15.24)

Dimensions are in inches (mm). *Stickout Tolerance ± 0.02 (0.51)