
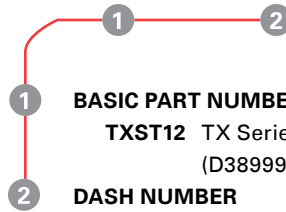


D38999 #12 PC Tail Socket Contact

TX Series • MIL-DTL-38999 Series III Style Connectors



TXST12 - 101



1 BASIC PART NUMBER

TXST12 TX Series #12 PC tail socket contact
(D38999 Series III compatible)

2 DASH NUMBER

101 Dash number determines contact length
See table below for dash number selection

TXST12 Compatibility

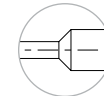
Compatible Brands	Receptacles
MIL-DTL-38999 Series III	D38999/20, D38999/24
Aero / Conesys	AE320, AE324
Amphenol	TVP00, TVPS00, TV07, TVS07
Deutsch	DTS20, DTS24
ITT Cannon	KJA0, KJA7
Souriau	8D0, 8D1, 8D7, 8DS00, 8DS07

Specifications

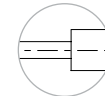
SAE-AS39029 Compliant: Mating interface meets or exceeds the requirements and specifications of M39029/56-353, except as indicated.

Contact Material: Beryllium copper alloy body, Stainless steel hoods

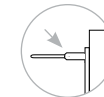
Mating Interface Finish: Gold plate per IAW ASTM B488-01, Type II, Code C, Class 1.25 (.000050 Min) over nickel IAW AMS QQ-N-290, Class 1, 0.000050 - 0.000100 thick.



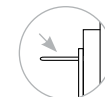
Beveled Style



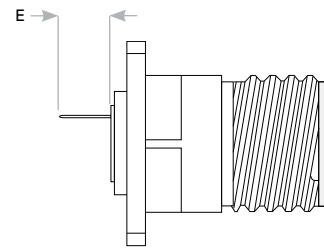
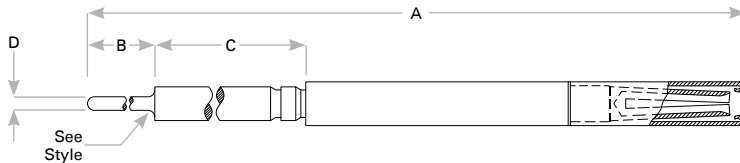
Flat Style



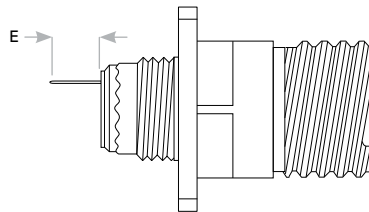
Shoulder Extension Beyond Grommet



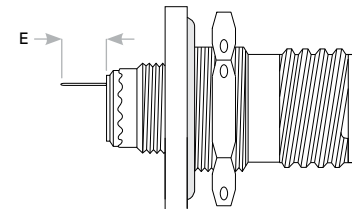
No Shoulder Extension Beyond Grommet



Estimated tail stickout on TX02 Box Mount Receptacle



Estimated tail stickout on TX00 Wall Mount Receptacle (D38999/20)



Estimated tail stickout on TX07 Jam Nut Receptacle (D38999/24)

Size #12 PC Tail Socket Contact Dimensions

Part Number	Popular	A	B	C	D	Shoulder Style	TX02 Shoulder Extension*	TX00/TX07 Min - Max Shoulder Extension*	E TX02 Tail Stickout*	E TX00/TX07 Min - Max Tail Stickout*
TXST12-101		1.335 (33.91)	.118 (3.00)	.596 (15.14)	.082 (2.08)	Flat	.096 (2.43)	-.066 (1.68)	.394 (10.01)	.114 (2.90) - .184 (4.67)
TXST12-102		1.335 (33.91)	.138 (3.51)	.596 (15.14)	.082 (2.08)	Flat	.096 (2.43)	-.066 (1.68)	.414 (10.52)	.134 (3.40) - .204 (5.18)
TXST12-103	★	1.360 (34.54)	.286 (7.26)	.460 (11.68)	.081 (2.06)	Flat	-	-	.419 (10.64)	.139 (3.53) - .209 (5.31)
TXST12-104		1.374 (34.90)	.157 (3.99)	.596 (15.14)	.082 (2.08)	Flat	.096 (2.43)	-.070 (1.78)	.433 (11.00)	.153 (3.89) - .223 (5.66)
TXST12-105		1.393 (35.38)	.175 (4.45)	.600 (15.24)	.082 (2.08)	Flat	.100 (2.54)	-.066 (1.68)	.455 (11.56)	.175 (4.45) - .245 (6.22)
TXST12-106		1.394 (35.41)	.177 (4.50)	.596 (15.14)	.082 (2.08)	Flat	.096 (2.43)	-.066 (1.68)	.453 (11.51)	.173 (4.39) - .243 (6.17)
TXST12-107		1.414 (35.92)	.197 (5.00)	.596 (15.14)	.082 (2.08)	Flat	.096 (2.43)	-.066 (1.68)	.473 (12.01)	.193 (4.90) - .263 (6.68)
TXST12-108		1.434 (36.42)	.217 (5.51)	.596 (15.14)	.082 (2.08)	Flat	.096 (2.43)	-.066 (1.68)	.493 (12.52)	.213 (5.41) - .283 (7.19)
TXST12-109		1.450 (36.83)	.280 (7.11)	.549 (13.95)	.094 (2.39)	Flat	.049 (1.24)	-.019 (0.48)	.509 (12.93)	.229 (5.82) - .299 (7.60)
TXST12-110	★	1.453 (36.91)	.236 (5.99)	.596 (15.14)	.082 (2.08)	Flat	.096 (2.43)	-.066 (1.68)	.512 (13.01)	.232 (5.89) - .302 (7.67)
TXST12-111		1.480 (37.59)	.217 (5.51)	.642 (16.31)	.082 (2.08)	Flat	.142 (3.61)	.038 (0.97) - .112 (2.85)	.539 (13.69)	.259 (6.58) - .329 (8.36)
TXST12-112		1.499 (38.08)	.236 (5.99)	.642 (16.31)	.082 (2.08)	Flat	.142 (3.61)	.038 (0.97) - .112 (2.85)	.558 (14.17)	.278 (7.06) - .348 (8.84)
TXST12-113		1.738 (44.15)	.565 (14.35)	.552 (14.02)	.094 (2.39)	Flat	.052 (1.32)	-.022 (0.56)	.797 (20.24)	.517 (13.13) - .587 (14.91)

Dimensions are in inches (mm). *Stickout Tolerance ± 0.02 (0.51)

Rev. 1526