


TBMB - 15 - A



1 2 3

- 1 BASIC PART NUMBER**
TBMB Mounting bracket, aluminum alloy with SST locking nuts
- 2 SHELL SIZE**
 See Bracket Dimensions table below
- 3 OPTIONAL ACCESSORY KIT (OMIT FOR NONE)**
 - A** Self-sealing SST fillister head screws (4x)
 - B** A kit + environmental gasket
 - D** A kit + fluorosilicone EMI/RFI gasket

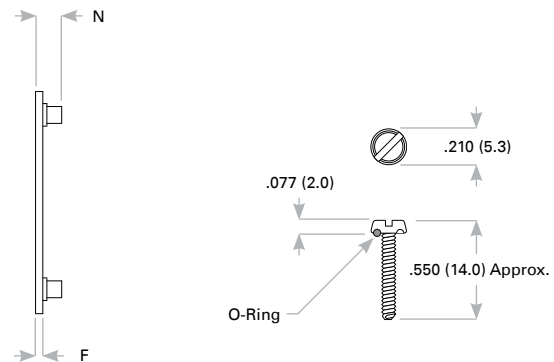
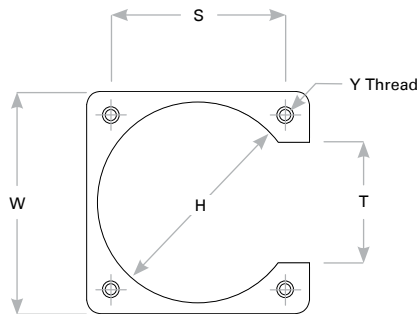
TBMB Compatibility

Compatible Brands	Connectors
MIL-DTL-38999 Series IV	D38999/40, D38999/42
G & H Tech / Cooper	BL00, BL02
Deutsch	DIV/40, DIV/43

Bracket Dimensions

Shell Size	W	S	T	H	N	F	Screw Size	Y Thread
9	1.019 (25.9)	.656 (16.7)	.433 (11.0)	.720 (18.3)	.136 (3.5)	.040 (1.0)	#4	4-40 UNJC-3B
11	1.104 (28.0)	.812 (20.6)	.530 (13.5)	.855 (21.7)	.136 (3.5)	.040 (1.0)	#4	4-40 UNJC-3B
13	1.198 (30.4)	.906 (23.0)	.624 (15.8)	.984 (25.0)	.136 (3.5)	.040 (1.0)	#4	4-40 UNJC-3B
15	1.280 (32.5)	.969 (24.6)	.687 (17.4)	1.094 (27.8)	.136 (3.5)	.040 (1.0)	#4	4-40 UNJC-3B
17	1.406 (35.7)	1.062 (27.0)	.780 (19.8)	1.220 (31.0)	.136 (3.5)	.040 (1.0)	#4	4-40 UNJC-3B
19	1.535 (39.0)	1.156 (29.4)	.874 (22.2)	1.345 (34.2)	.136 (3.5)	.040 (1.0)	#4	4-40 UNJC-3B
21	1.665 (42.3)	1.250 (31.8)	.968 (24.6)	1.478 (37.5)	.136 (3.5)	.040 (1.0)	#4	4-40 UNJC-3B
23	1.738 (44.1)	1.375 (34.9)	.907 (23.0)	1.483 (37.7)	.153 (3.9)	.040 (1.0)	#6	6-32 UNJC-3B
25	1.891 (48.0)	1.500 (38.1)	1.125 (28.6)	1.658 (42.1)	.153 (3.9)	.040 (1.0)	#6	6-32 UNJC-3B

Dimensions are in inches (mm).



Rev. 2203