

# M83513/03 Connector Datasheet

MD Series • MIL-DTL-83513 Micro-D Style Connectors



Image for Illustrative Purposes Only

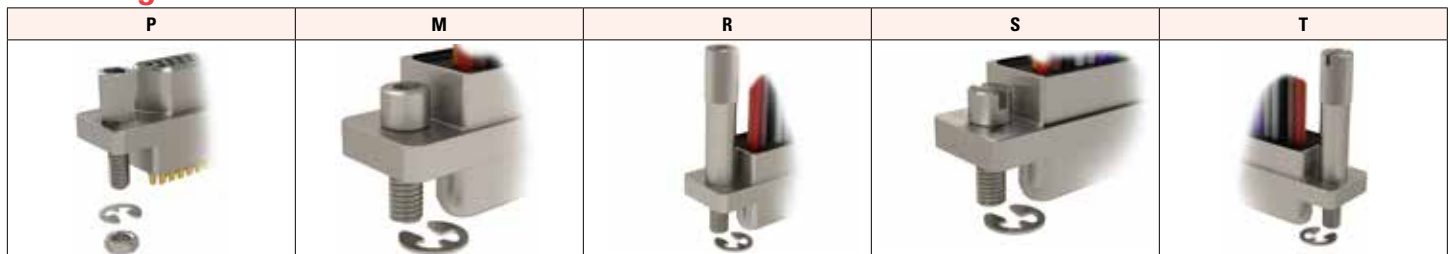
## MDH1 Cross-Reference

Compatible Brands	Equivalents
MIL-DTL-83513	M83513/03
Glenair	MWDM
Amphenol	Series 100
ITT Cannon	MDM Series

## Wire Type

Ordering Code	M22759/11-26 Type Teflon®-Insulated Hookup Wire
T1	18 Inches (457mm), White
T2	36 Inches (914mm), White
T3	18 Inches (457mm), 10 Color Repeating
T4	36 Inches (914mm), 10 Color Repeating
T5	72 Inches (1829mm), White
T6	72 Inches (1829mm), 10 Color Repeating
Ordering Code	M22759/33-26 Type Irradiated Tefzel® Insulated Hookup Wire
Z1	18 Inches (457mm), White
Z2	36 Inches (914mm), White
Z3	18 Inches (457mm), 10 Color Repeating
Z4	36 Inches (914mm), 10 Color Repeating
Z5	72 Inches (1829mm), White
Z6	72 Inches (1829mm), 10 Color Repeating
Ordering Code	25 AWG Single Strand Uninsulated Wire
U1	.500 Inch (12.7mm), Gold Plated
U2	1.000 Inch (25.4mm), Gold Plated
U3	.500 Inch (12.7mm), Tin-Lead Plated(2)
U4	1.000 Inch (25.4mm), Tin-Lead Plated(2)

## Mounting Hardware



## MDH1 - N 25 P T3 - B

- 1 **BASIC PART NUMBER**  
MDH1 Pre-wired, metal shell Micro-D
- 2 **MATERIAL & FINISH**  
N\* Aluminum, electroless nickel  
C Aluminum, cadmium  
P Stainless steel, passivated  
G Aluminum, electroless nickel (space-grade)
- 3 **CONTACT AMOUNT**  
9, 15, 21, 25, 31, 37, 51, 100
- 4 **CONTACT STYLE**  
P Pin
- 5 **WIRE TYPE** (See Wire Type Table for More Options)  
T1 Teflon®-insulated hookup wire, M22759/11-26 type, 18 inches (457 mm), white  
U1 25 AWG single strand uninsulated wire, .500 inch (12.7 mm), gold plated  
Z1\* Irradiated Tefzel® insulated hookup wire, M22759/33-26 type, 18 inches (457 mm), white
- 6 **MOUNTING HARDWARE**  
B No hardware (thru-hole only)  
P Jackpost  
M Hex head jackscrew  
R Extended hex head jackscrew  
S Slot head jackscrew  
T Extended slot head jackscrew

\*Aerospace preferred.

Rev. 1815

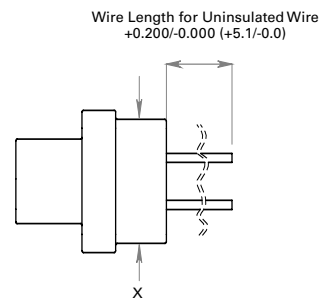
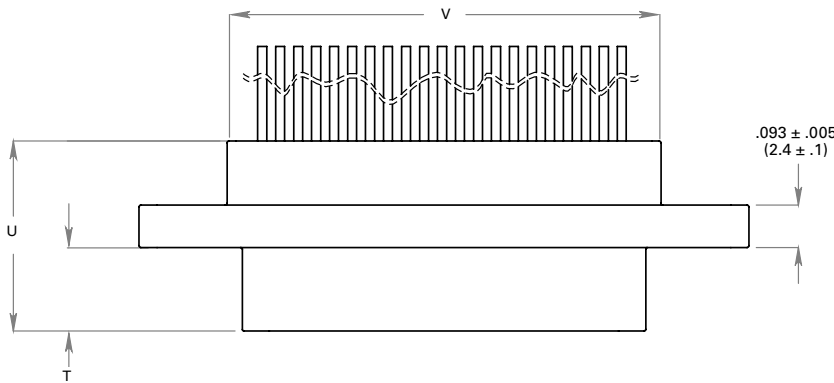
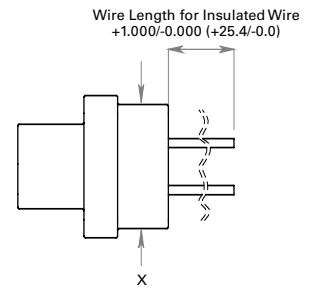
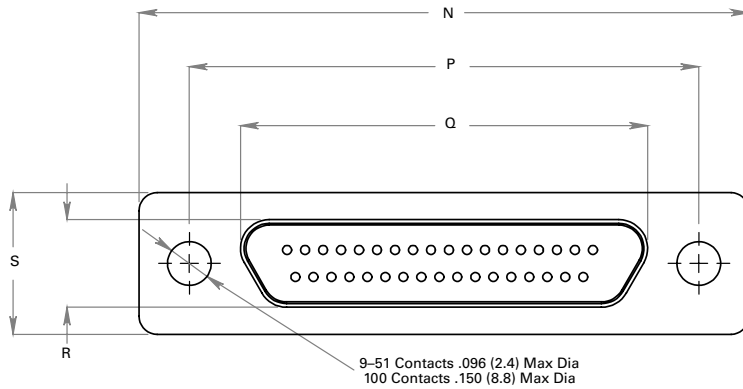
# M83513/03 Connector Datasheet

MD Series • MIL-DTL-83513 Micro-D Style Connectors

## Pre-Wired Micro-D Dimensions

Shell Size	N	P	Q	R	S	T	U	V	X
9P	0.785 (19.9)	0.565 (14.4)	0.333 (8.5)	0.184 (4.7)	0.310 (7.9)	0.183 (4.7)	0.416 (10.6)	0.400 (10.2)	0.270 (6.9)
15P	0.935 (23.8)	0.715 (18.2)	0.483 (12.3)	0.184 (4.7)	0.310 (7.9)	0.183 (4.7)	0.416 (10.6)	0.550 (14.0)	0.270 (6.9)
21P	1.085 (27.6)	0.865 (22.0)	0.633 (16.1)	0.184 (4.7)	0.310 (7.9)	0.183 (4.7)	0.416 (10.6)	0.700 (17.8)	0.270 (6.9)
25P	1.185 (30.0)	0.965 (24.5)	0.733 (18.6)	0.184 (4.7)	0.310 (7.9)	0.183 (4.7)	0.416 (10.6)	0.800 (20.3)	0.270 (6.9)
31P	1.335 (33.9)	1.115 (28.3)	0.883 (22.4)	0.184 (4.7)	0.310 (7.9)	0.183 (4.7)	0.416 (10.6)	0.950 (24.1)	0.270 (6.9)
37P	1.485 (37.7)	1.265 (32.1)	1.033 (26.2)	0.184 (4.7)	0.310 (7.9)	0.183 (4.7)	0.416 (10.6)	1.100 (27.9)	0.270 (6.9)
51P	1.435 (36.5)	1.215 (30.9)	0.983 (25.0)	0.228 (5.8)	0.351 (8.9)	0.183 (4.7)	0.416 (10.6)	1.050 (26.7)	0.310 (7.9)
100P	2.170 (55.1)	1.800 (45.7)	1.383 (35.1)	0.270 (6.9)	0.394 (10.0)	0.183 (4.7)	0.416 (10.6)	1.422 (36.6)	0.360 (9.1)

Dimensions are in inches (mm).



Rev. 1815