

M83513/17 Connector Datasheet

MD Series • MIL-DTL-83513 Micro-D Style Connectors




Image for Illustrative Purposes Only

MDP3 Cross-Reference & Compatibility

Compatible Brands	Equivalents
MIL-DTL-83513	M83513/17
Glenair	MWDM
Amphenol	Series 100
ITT Cannon	MDM Series

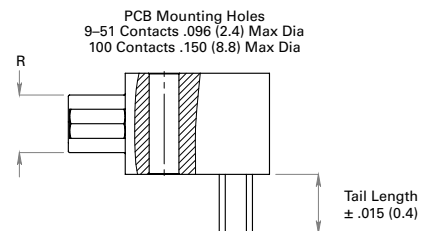
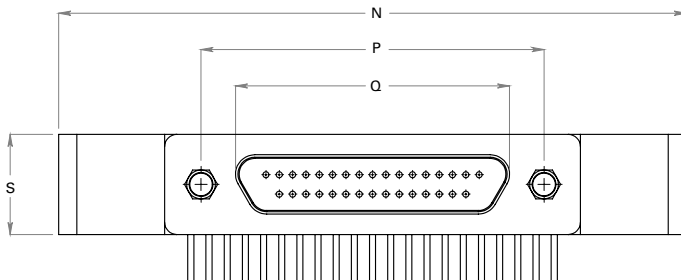
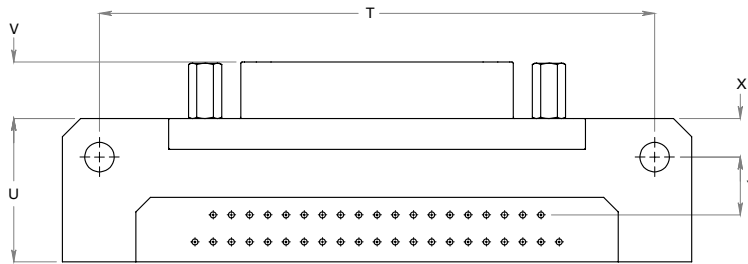
MDP3 - N 51 X 1 - B

- 1 **BASIC PART NUMBER**
MDP3 90-degree PCB Micro-D
- 2 **MATERIAL & FINISH**
N* Aluminum, electroless nickel
C Aluminum, cadmium
P Stainless steel, passivated
G Aluminum, electroless nickel (space-grade)
- 3 **CONTACT AMOUNT**
51
- 4 **CONTACT STYLE**
X PC tail pin
- 5 **CONTACT TAIL LENGTH[‡]**
1 .109 inches (2.77 mm)
2 .140 inches (3.56 mm)
3 .172 inches (4.37 mm)
- 6 **MOUNTING HARDWARE**
B No hardware (thru-hole only)
P Jackpost attached
H Threaded insert
W Jackpost attached and threaded insert

*Aerospace preferred.

[‡]Tail length tolerance ± 0.015 inches (.38 mm).

MD



Rev. 1815

Receptacle Dimensions

Shell Size	N	P	Q	R	S	T	U	V	X	Y
51P	1.875 (47.6)	1.215 (30.9)	0.983 (25.0)	0.228 (5.8)	0.360 (9.1)	1.600 (40.6)	0.565 (14.4)	0.183 (4.7)	0.125 (3.2)	0.150 (3.8)

Dimensions are in inches (mm).

Mounting Hardware



Materials & Finish

Connector Shell, Metal:

Aluminum Alloy 6061 In Accordance With SAE-AMS-QQ-A-250/11

Code C: Cadmium With Yellow Chromate Conversion Coating

in Accordance With SAE-AMS-QQ-P-416, Type II, Class 3

Code N: Electroless Nickel In Accordance With SAE-AMS-26074, Class 3

Code P: Stainless Steel, 300 Series, Passivated In Accordance With SAE-AMS-QQ-P-35

Insulator:

Liquid Crystal Polymer, 30% Glass-Filled, in Accordance With MIL-M-24519

Encapsulant (Potting):

Epoxy Resin, Hysol EE4215/HD3561