

# M83513/22 Connector Datasheet

MD Series • MIL-DTL-83513 Micro-D Style Connectors




Image for Illustrative Purposes Only

## MDP1 Cross-Reference & Compatibility

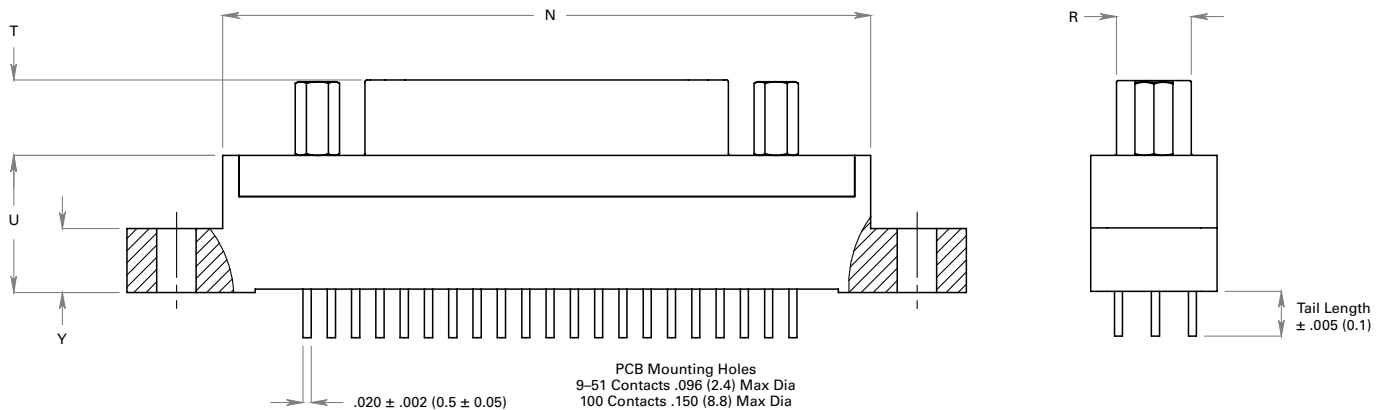
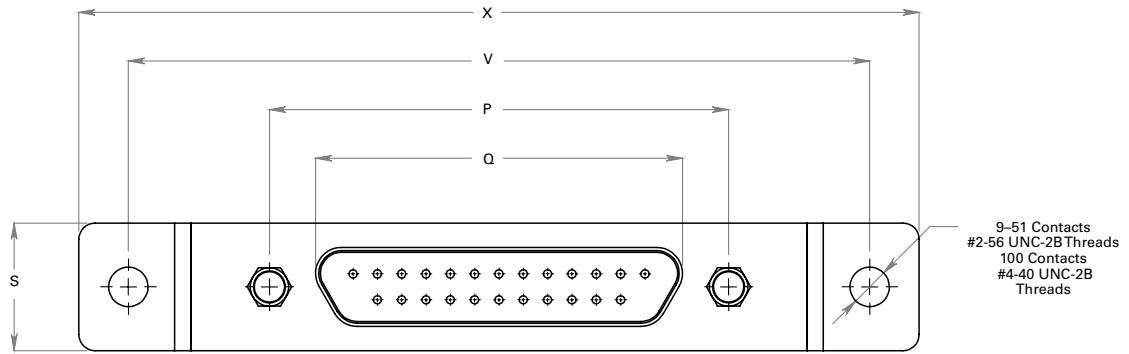
Compatible Brands	Equivalents
MIL-DTL-83513	M83513/22
Glenair	MWDM
Amphenol	Series 100
ITT Cannon	MDM Series

## MDP1 - N 25 X 1 - B

- 1 **BASIC PART NUMBER**  
MDP1 PCB Micro-D
- 2 **MATERIAL & FINISH**  
N\* Aluminum, electroless nickel  
C Aluminum, cadmium  
P Stainless steel, passivated  
G Aluminum, electroless nickel (space-grade)
- 3 **CONTACT AMOUNT**  
9, 15, 21, 25, 31, 37
- 4 **CONTACT STYLE**  
X PC tail pin
- 5 **CONTACT TAIL LENGTH<sup>†</sup>**  
1 .109 inches (2.77 mm)  
2 .140 inches (3.56 mm)  
3 .172 inches (4.37 mm)
- 6 **MOUNTING HARDWARE**  
B No hardware (thru-hole only)  
P Jackpost attached  
H Threaded insert  
W Jackpost attached and threaded insert

\*Aerospace preferred.

<sup>†</sup>Tail length tolerance  $\pm 0.015$  inches (.38 mm).



Rev. 1815

## Receptacle Dimensions

Shell Size	N	P	Q	R	S	T	U	V	X	Y
9P	0.790 (20.1)	0.565 (14.4)	0.333 (8.5)	0.184 (4.7)	0.310 (7.9)	0.183 (4.7)	0.333 (8.5)	1.150 (29.2)	1.390 (35.3)	0.155 (3.9)
15P	0.940 (23.9)	0.715 (18.2)	0.483 (12.3)	0.184 (4.7)	0.310 (7.9)	0.183 (4.7)	0.333 (8.5)	1.150 (29.2)	1.390 (35.3)	0.155 (3.9)
21P	1.180 (30.0)	0.865 (22.0)	0.633 (16.1)	0.184 (4.7)	0.310 (7.9)	0.183 (4.7)	0.333 (8.5)	1.450 (36.8)	1.690 (42.9)	0.155 (3.9)
25P	1.275 (32.4)	0.965 (24.5)	0.733 (18.6)	0.184 (4.7)	0.310 (7.9)	0.183 (4.7)	0.333 (8.5)	1.500 (38.1)	1.740 (44.2)	0.155 (3.9)
31P	1.575 (40.0)	1.115 (28.3)	0.883 (22.4)	0.184 (4.7)	0.310 (7.9)	0.183 (4.7)	0.333 (8.5)	1.800 (45.7)	2.040 (51.8)	0.155 (3.9)
37P	1.875 (47.6)	1.265 (32.1)	1.033 (26.2)	0.184 (4.7)	0.310 (7.9)	0.183 (4.7)	0.333 (8.5)	2.100 (53.3)	2.340 (59.4)	0.155 (3.9)

Dimensions are in inches (mm).

## Mounting Hardware



## Materials & Finish

Connector Shell, Metal:

Aluminum Alloy 6061 In Accordance With SAE-AMS-QQ-A-250/11

Code C: Cadmium With Yellow Chromate Conversion Coating

in Accordance With SAE-AMS-QQ-P-416, Type II, Class 3

Code N: Electroless Nickel In Accordance With SAE-AMS-26074, Class 3

Code P: Stainless Steel, 300 Series, Passivated In Accordance With SAE-AMS-QQ-P-35

Insulator:

Liquid Crystal Polymer, 30% Glass-Filled, in Accordance With MIL-M-24519

Encapsulant (Potting):

Epoxy Resin, Hysol EE4215/HD3561